



FPG-300

Pneumatic Caulk Tube Dispenser

info@fisnar.com

www.fisnar.com

OVERVIEW

Fisnar's FPG-300 pneumatic applicator comes ready to dispense 300ML or 1/10th gallon cartridges right out of the box. Designed for industrial assembly and sealing applications. Compatible with all standard plastic 1/10th gallon (300/310 ml) caulking style cartridge systems. The tool has a built-in air regulator for precise control, helping to produce consistent and accurate beads and dots while sitting comfortably in the operator's hands. The tough metal retainer and cap combination is built to last.

Superior sealing ability on the cartridge

Durable and ergonomic handle assembly made of Nylon with 30% fiberglass and aluminum alloys

Quick connect fitting supplied pre-fitted

Heavy duty metal screw locking retaining sleeve provides lasting airtight seal

0-85 psi operation

Equipped with an integrated pressure regulator to ensure precise control of fluid flow rate

Quick exhaust system to reduce drooling









Screw cap design ensures product safety

SPECIFICATIONS

Metal Retainer Dimensions:	8.81" (224mm) Exterior Length, 8.46" (215mm) Interior Length 2.12" (54mm) ID, 2.02" (51.50mm) OD
Applicator Weight:	1.55 lbs. (0.70 kg)
Compatible Cartridge Systems:	Techcon, Semco 1/10 th gallon (300ML), Plastic 1/10th gallon (300/310ML) caulk tubes, e.g. Fischbach, Ritter. Fiber and Alloy tubes- to be tested prior for validation.
Air Input Pressure:	85 psi (5.8 bar) max
Air Coupler:	Parker Series 24KA Compatible with: <ul style="list-style-type: none"> • RECTUS 14 & 23 • PARKER 20, 30 & HF Series • ORION 44510 US-MIL-SPEC-C-4109 • GROMELLE ISO 6150 B • CEJN 300 & 310 • FOSTER • HANSEN 3000





SAFETY

General Precautions

	<i>Do not operate the dispenser in excess of its maximum ratings / settings.</i>
	<i>Safety Glasses and appropriate personal protective equipment should be worn at all times when operating the dispenser.</i>
	<i>Make sure the dispenser is connected to a clean and dry air supply. A 5 micron air filter/regulator (item number 560567) is recommended to ensure the input air supply is clean and dry.</i>
	<i>The fluid being dispensed may be toxic and / or hazardous. Refer to the Material Safety Data Sheet for proper handling and safety precautions.</i>
	<i>Do not smoke or use near an open flame when flammable materials are being dispensed.</i>
	<i>If the dispenser malfunctions, disconnect it from the air supply immediately. This can be done by removing the air line from the dispenser or isolating the air supply.</i>
	<i>Avoid blocking the air exhaust port on the back of the dispenser. The exhaust port should never be pointed in the direction of the operator's face.</i>
	<i>Make sure the airline is disconnected from the dispenser when installing or removing the fluid cartridge, or when not in use.</i>




Inappropriate Use

If the dispenser is used in a way other than described in this manual, it may cause damage to self or property.

	<i>Do not exceed 85 psi</i>
	<i>Do not use incompatible material cartridges.</i>
	<i>Do not make any modifications to the dispenser. All repairs are to be done using Fisnar specified spare parts.</i>
	<i>Do not operate the applicator in excess of its maximum ratings / settings.</i>

Maintenance

The FPG-300 is generally a maintenance free dispenser. However, to ensure smooth operation please follow the below instructions.

	<i>When replacing the O-ring be sure to add a lubricant to extend the life of the seal. Metal cap threads need to be lubricated to prevent retainer from lock up.</i>
	<i>Avoid cleaning the dispenser with aggressive solvents - neutral detergents are preferred.</i>
	<i>Ensure retainer cap and applicator handle screws are fully tightened</i>




REPLACEMENT PARTS LIST










Ref.	Item Number	Description
1	FPG-CMB	FPG Handle retainer cap mounting bracket
2	560746A	Straight 1/4" O.D. Push Connector x 1/4" NPT Male
3	1283T24	Air hose coupling
4	CR300-SEAL	300ML Metal Retainer Cap Seal

*Item 4 not shown in graphic displayed above



OPTIONAL ACCESSORIES		
5801386	Hose Assembly 10ft (3m)	
5601950	Quick Connect Coupler 1/4" Male	
5601951	Quick Connect Coupler 1/4" Female	

OPTIONAL CARTRIDGE ADAPTERS		
561129-SS	Cartridge Adapter 1/4" NPT x 5/8"-11UNC 316 Stainless Steel	
561129	Cartridge Adapter 1/4" NPT x 5/8"-11UNC White Acetal	
562317	Cartridge Adapter 1/4" NPT x 13/16"-14UNC Black Acetal	
560546	Cartridge Adapter 1/4" NPT Female Polyethylene	
5801420	Tip Adapter 1/4" NPT Male x Male Luer Lock Metal	
5801449	Tip Adapter 1/4" NPT Male x Male Luer Lock Black Polypropylene	
5801450	Tip Adapter 1/4" NPT Male x Male Luer Lock White Polypropylene	

STANDARD COMPATIBLE 1/4" NPT NOZZLES

Item Number	Length (inch)	Dimension (inch)	Material
EA2160-HD	2	1/16	HDPE
EA2180-LD	2	1/8	LDPE
EA2180-HD	2	1/8	HDPE
EA4160-HD	4	1/16	HDPE
EA4160-LD	4	1/16	LDPE
EA4180-LD	4	1/8	LDPE
EA4320-HD	4	1/32	HDPE
EA4320-LD	4	1/32	LDPE
EA4900-LD	4	3/32	LDPE
EA6160-LD	6	1/16	LDPE
EA6180-LD	6	1/8	LDPE



SPECIALTY COMPATIBLE 1/4" NPT NOZZLES

Item Number	Length (inch)	Dimension (inch)	Material	Nozzle Style
EA1050	4	1/2 x 1/16	HDPE	Spreader
EA1050-45	4	1/2 x 1/16	HDPE	45° Spreader
EA1075	4.5	3/4 x 1/8	HDPE	Spreader
EA1100	4.5	1 x 1/8	HDPE	Spreader
EA1175	4	1 3/4 x 1/8	HDPE	Spreader
EA3106	4	3/8 x 1/8	HDPE	Fillet Right Step
EA3206	4	3/8 x 1/8	HDPE	Fillet Left Step





info@fisnar.com

www.fisnar.com